

LIFETIME WARRANTY

ON CHAIN DRIVE



MOTALA

MC 2000

Largest Inside



Smallest Outside

Platform



Standard



Oak finish



Brushed steel

Glass walls



Smoke 1




Smoke 2



Ocean 1




Ocean 2



Frosted 1




Frosted 2



Bronze 1



Bronze 2



Lift for indoor installation

Travel: Max 15m.
Speed: 0.15 m/s.
Stops: 2-6 (Motala 2000 Home max 4).
Doors: Swing door 800/900/1000x1900/2000/2100 mm.
Rated load: Max 500 kg (Motala 2000 Home: max 400 kg).
Headroom required: 2230 mm above top landing (1300mm with half height upper gate).

Supply voltage: Single phase 230-240 V / 10 A.
Drive system: Guided chain with gear lubricated for life. 0,75 kw asynchronous electric motor. Safety gear and overspeed governor.

Shaft: Self-supporting structure. No need for conventional shaft or supporting wall. Shaft height on top landing is 2200 mm, or 1300 mm with half height upper gate. Lift shaft can be glazed on all sides.

Pit: 60 mm depth, or ramp.
Platform: L-shaped platform with safety edge.
Control system: Microprocessor controlled.

Emergency lowering: Automatic emergency lowering to nearest landing below, or manual lowering. Battery-powered, automatically recharging alarm system. Optionally, two-way voice communication, auto dialer.

Alarm: Certified European Union Machinery Directive 2006/42/EC and European Harmonized Standard EN81-41.

* 3m max travel distance for installations with half height upper gate



HANDRAIL



Handrail oak - No :102631 / 960 mm



Handrail stainless RF - No :102606 / 960 mm

DOOR HANDLES



Oak door handle - No :102830 / 550 mm



Stainless door handle RF - No :102805 / 550 mm



MOTALA

H I S S A R

Motala Hissar AB

Luxorgatan 1

Box 4029

S-59104 Motala, Sweden


www.motalahissar.se

Tel. +46 141 23 70 50


info@motalahissar.se




Flooring




BLACK
vinyl stud




GRAY
vinyl stud




GRAY




LIGHT
GRANITE



DARK
GRANITE



DARK OAK



GREEN

Dimesions


Motala 2000 is available
in three different versions:

- Motala 2000 for public buildings
- Motala 2000 Home for residential installations
- Motala 2000 XL with extra large platform

.1 H is available as
certified fire door
EI30/EW60

.1D is available as
certified fire door
EI30

	Motala 2000 Home	Motala 2000	Motala 2000 XL
Shaft size	1150 x 950	1150 x 1560	1150 x 1760
Platform size	1020 x 870	1020 x 1480	1020 x 1680
Shaft size	1250 x 950	1250 x 1560	1250 x 1760
Platform size	1120 x 870	1120 x 1480	1120 x 1680
Shaft size	1350 x 950	1350 x 1560	1350 x 1760
Platform size	1220 x 870	1220 x 1480	1220 x 1680



Motala Hissar History.

Motala Hissar AB started in 1972, specializing in garbage lifts.

Since the 1980s, the company has mainly focused on platform lifts, make buildings more accessible for all.

Over 10 000 lifts have, so far, been delivered to customers all over the world.

60% of the lift is exported. Motala Hissar AB works with continuous improvement of its

products, production and systems, providing lifts that combine small footprint, high levels of safety and reliability with low ownership costs.

A lift from Motala Hissar represents the best technology that the industry has to offer.

We are proud to manufacture high quality lifts that will provide reliable service for many years to come.

Stefan Westin

Managing Director